



GENERAL PRACTICE ALERT STATE SITREP | 28.03.2025

LANCASHIRE & CUMBRIA DATA

GPAS STATUS

OPEL CONVERSION

CLINICAL ACTIVITY

RETURN RATE

OPEL

2

29/1000

44%

IMPORTANT FIGURES

402,051

MIN NUMBER OF PATIENTS COVERED BY AMBER + PRACTICES (1)

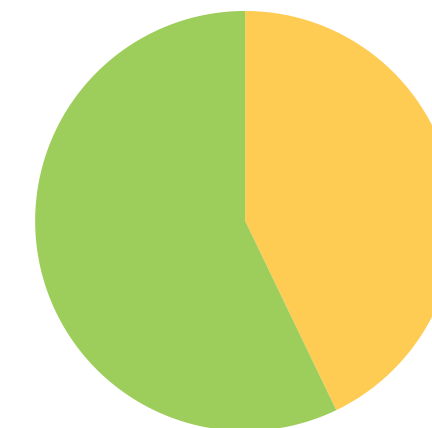
328,614

INDICATIVE NUMBER OF PATIENT CONTACTS IN GENERAL PRACTICE THIS WEEK (2)

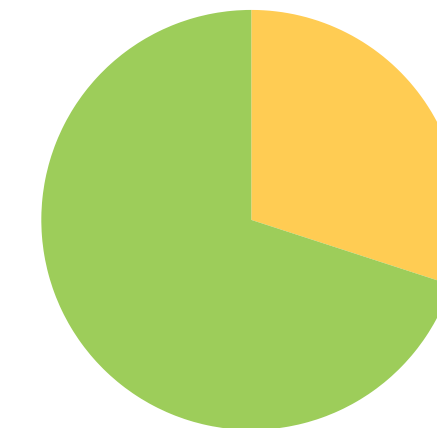
LOCALITY DATA

	GPAS STATUS	OPEL STATUS	CLINICAL ACTIVITY	RETURN RATES
Blackpool	Yellow	2	26/1000	44%
Fylde & Wyre	Yellow	2	33/1000	56%
Morecambe Bay	Insufficient responses			
West Lancs	Orange	3	31/1000	47%
Greater Preston	Green	1	36/1000	45%
Chorley & S. Ribble	Insufficient responses			
East Lancs	Yellow	2	21/1000	44%
Blackburn W/Darwen	Green	1	34/1000	50%
North Cumbria	Orange	3	32/1000	41%


Blackpool



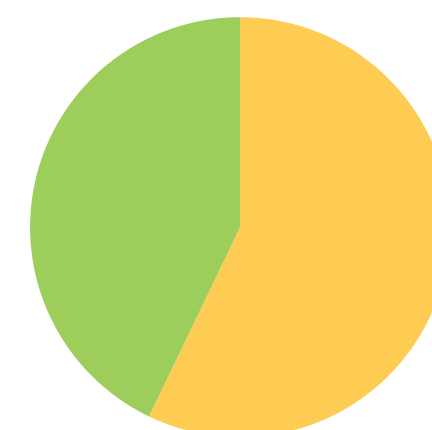
Fylde & Wyre



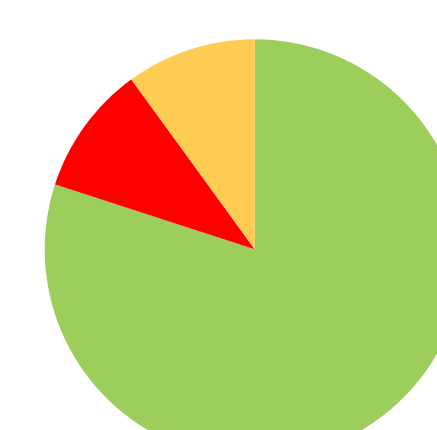
Morecambe Bay




West Lancs



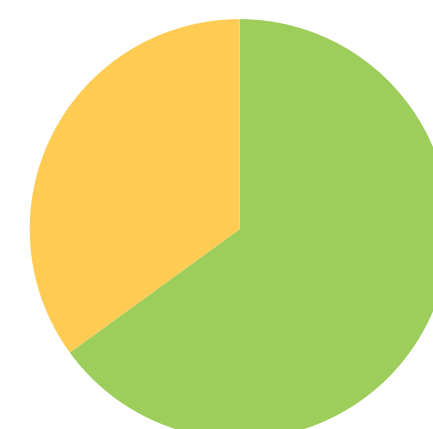
Greater Preston



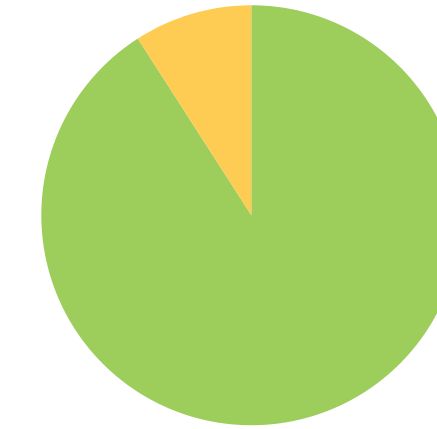
Chorley & S. Ribble



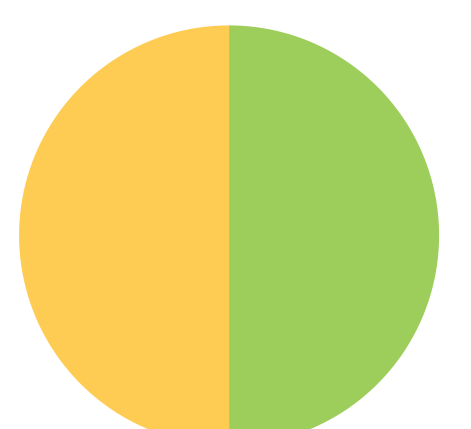
East Lancs



Blackburn W/Darwen



North Cumbria



A SELECTION OF THIS WEEK'S PRACTICE COMMENTS

ANP and HCA on annual leave. GP on long-term sick.
Senior GP on annual leave.

GPAS CHANGE SINCE LAST SITREP

	Last SITREP	This Week	Trend	Note
Blackpool		2	➔	
Fylde & Wyre		2		
Morecambe Bay				
West Lancs		3	➔	
Greater Preston		1		
Chorley & S. Ribble				
East Lancs		2		
Blackburn W/Darwen		1		
North Cumbria		3		

A QUICK GUIDE TO THE GPAS STATES

- BLACK** Practice will fail within one month. Urgent system intervention required.
- RED** Sustainable in the short term. Needs system support.
- AMBER** Sustainable in the medium term (6 months max). Probably needs system support.
- GREEN** Fully Sustainable.

LMC NOTE:

Please continue to share your data with us so that we can ensure the system is aware of any capacity and demand concerns pertaining to General Practice.

(1) This figure is accurate and is the sum of the list sizes submitting from those Practices registering as amber, Red and Black
(2) This figure is approximate and calculated by using the clinical activity figure for Lancashire & Cumbria multiplied by 5